



MASON INDUSTRIES, Inc.

Manufacturers of Vibration Control Products

350 Rabro Drive 708 N. Valley St. Suite K
 Hauppauge, NY 11788 Anaheim CA 92801
 631/348-0282 714/535-2727
 FAX 631/348-0279 FAX 714/535-5738

CERTIFIED FOR _____

JOB NAME _____

CUSTOMER _____

CUSTOMER P.O. _____


MASON M.I. _____ DWG No. _____

TYPE

WJ2 & 3


MACHINE
LEVELING
WEDGE JACKS

WJ2



*2 Piece Wedge Jack
with Optional Pad*

WJ3

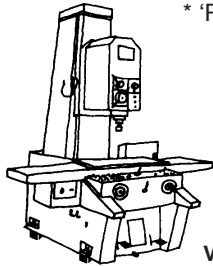


*3 Piece
Wedge Jack*

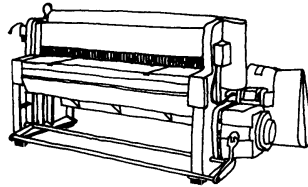
WJ2 & WJ3- 2 and 3 piece Wedge Jacks

Type	Capacity (lbs)(kgs)	Length (in)(mm)	Width (in)(mm)	Height		Max. Anchor		Rise (in)(mm)
				No Pad (in)(mm)	with Pad (in)(mm)	Bolt Dia. (in)(mm)		
WJ2A	3000 1361	6 152	3 1/2 89	1 1/8 29	- -	- -	1/4 6	
WJ2AP*	3000 1361	6 152	3 1/2 89	-	1 5/8 41	- -	1/4 6	
WJ2B	9000 4082	6 152	3 1/2 89	2 1/8 54	- -	- -	3/8 10	
WJ2BP*	9000 4082	6 152	3 1/2 89	-	2 5/8 67	- -	3/8 10	
WJ3A	15,000 6804	6 152	3 1/2 89	2 1/2 64	-	1 25	1/4 6	
WJ3AP*	15,000 6804	6 152	3 1/2 89	-	3 76	1 25	1/4 6	
WJ3B	20,000 9072	6 5/8 168	3 1/2 89	2 3/4 70	-	1 1/4 32	3/8 10	
WJ3BP*	20,000 9072	6 5/8 168	3 1/2 89	-	3 1/4 83	1 1/4 32	3/8 10	

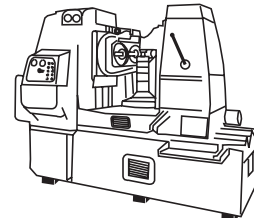
* 'P' indicates with 1/2" Neoprene Pad.



VERTICAL MILL



SHEARS




GEAR
HOBBER

CERTIFICATION DATA

TAG _____

UNIT _____



PLAN VIEW OF MOUNT LOCATION

1	2
3	4
5	6
7	8
9	10

MATERIAL FOR ONE SET _____ SETS REQUIRED

DWN CHKD DATE

DWG No. _____